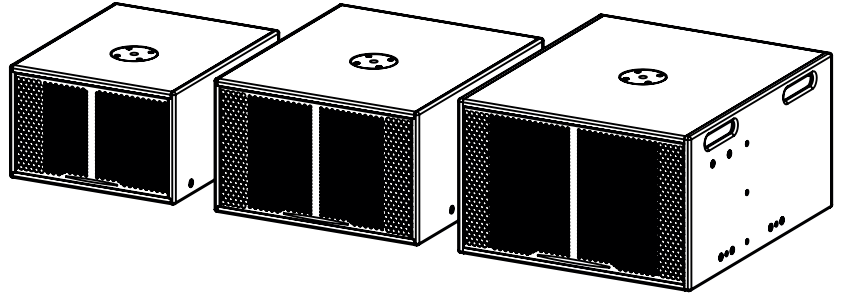


APG

QUICK START - iS Series iS110 / iS112 / iS115



FR

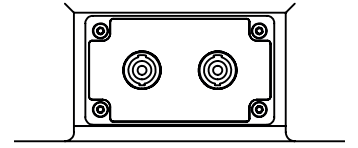
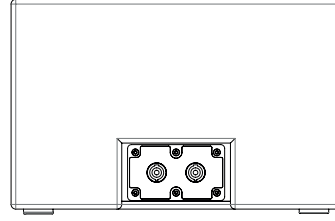
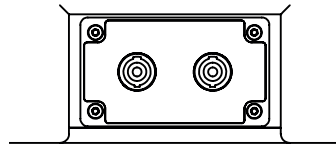
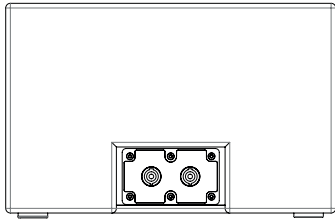
Les enceintes APG iS sont destinées à des utilisations fixes ou mobiles.

Raccorder l'enceinte à l'amplificateur au moyen d'un câble de section minimale 1,5mm² raccordé sur le connecteur Speakon.

EN

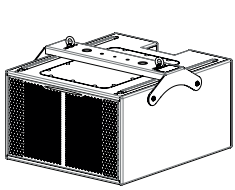
APG iS loudspeakers have been designed for fixed or mobile use.

Connect the loudspeaker to the amplifier using a cable with a minimum cross section of 1.5mm² connected to the Speakon connector.

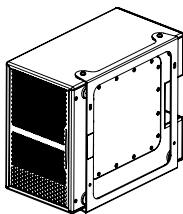


L'enceinte peut être utilisée au sol ou suspendue grâce aux accessoires optionnels adaptés.

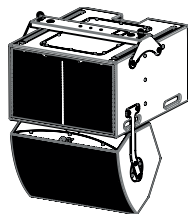
Position the loudspeakers on a flat support where it can be fixed on a fixed or mobile support using the appropriate optional accessories.




iS112-115



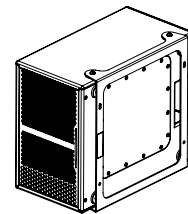
iS110



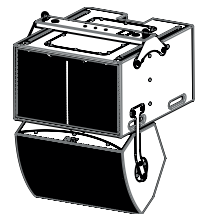
iS115 + iX12



iS112-115



iS110



iS115 + iX12



Veiller à assurer la stabilité de l'ensemble et à protéger le public des sur niveaux sonores.



The subwoofer can be used on the floor or suspended with the appropriate optional accessories. public from noise levels.

Avant toute utilisation lire le manuel disponible en scannant le code ci-dessous :

Before use, read the manual available by scanning the code below :

